

**RUSH
WITT &
WILSON**



**67 St. James Crescent, Bexhill-On-Sea, East Sussex TN40 2DL
£349,000**

Rush Witt and Wilson are delighted to welcome to the market this well presented four bedroom detached chalet style bungalow, conveniently located in this tucked away cul-de-sac location of Bexhill. Internally the property benefits from four double bedrooms, living room, separate dining room, modern fitted kitchen, separate wc and family bathroom, gas central heating system, double glazed windows and doors throughout with stunning adjoining countryside to the rear. Externally the property boasts off road parking for multiple vehicles, private front and rear gardens and a single garage. The property comes located within easy reach of local amenities and a number of local schools. Viewing comes highly recommended by RWW sole agents. Council Tax Band C.



Entrance Porch

Double glazed window overlooking the front elevation, tiled flooring, obscured double glazed front door leading to hallway.

Entrance Hall

Two radiators, engineered hardwood flooring, airing cupboard with slatted shelving and housing the hot water cylinder, stairs leading to first floor.

Living Room

13'1" x 11'9" (4 x 3.6)

Double glazed windows overlooking the front elevation, radiator, feature electric fireplace, engineered hardwood flooring.

Separate WC

Wall mounted wash hand basin, wc with low level flush, tiled walls, tiled flooring, towel rail, obscured double glazed window overlooking the side elevation.

Ground Floor Bathroom

Radiator, obscured double glazed window to the side elevation, p-shaped panelled bath with mixer tap, part tiled walls, tiled flooring, wash hand basin with mixer tap.

Dining Room

15'1" x 9'2" (4.6 x 2.8)

Double glazed window overlooking the side elevation, engineered hard wood flooring, feature electric fireplace.

Kitchen

10'9" x 8'6" (3.3 x 2.6)

Modern fitted kitchen with a range of matching wall and base level units, sink with drainer and mixer tap, integrated electric oven and hob, extractor hood, built in fridge, built in freezer, space and plumbing for washing machine, tiled splashback, double glazed window overlooking the rear elevation with countryside views, tiled floor, pantry cupboard housing the electrical consumer unit and gas meters and fitted shelving.

Bedroom One

13'5" x 12'1" (4.1 x 3.7)

Double glazed bay window overlooking the front elevation, radiator, engineered hard wood flooring.

Bedroom Four

9'10" x 7'6" (3 x 2.3)

Double glazed bay window overlooking the rear elevation with countryside views, radiator, engineered hard wood flooring.

First Floor Landing**Bedroom Two**

19'0" x 8'6" (5.8 x 2.6)

Velux window to the side elevation, radiator, eaves storage cupboards.

Bedroom Three

19'0" x 10'5" (5.8 x 3.2)

Velux window to the side elevation, radiator.

Outside**Front Garden**

Blocked paved driveway with space for several vehicles, the front garden is mainly laid to lawn.

Garage

Single garage with up and over door.

Rear Garden

Mainly laid to lawn with two separate patio areas, two timber framed sheds, views across adjoining countryside, side access is available down both sides of the property.

Agents Note

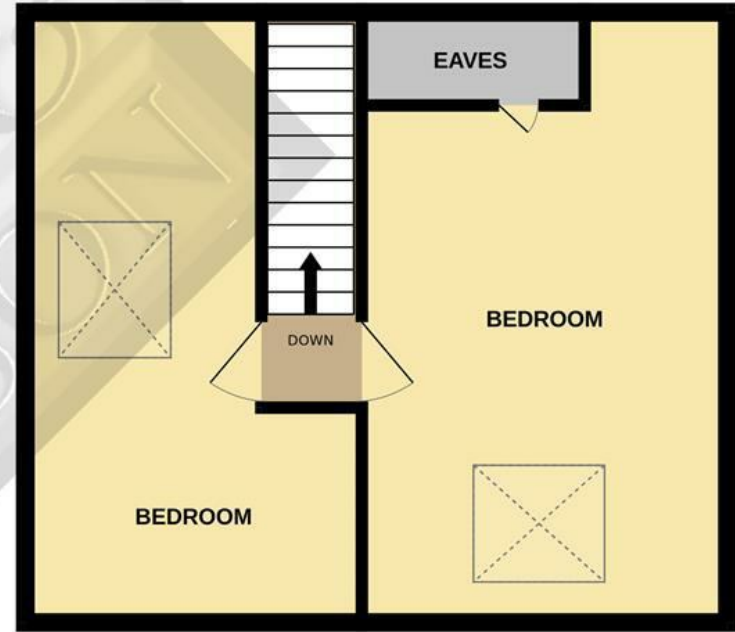
None of the services or appliances mentioned in these sale particulars have been tested. It should also be noted that measurements quoted are given for guidance only and are approximate and should not be relied upon for any other purpose.



GROUND FLOOR
915 sq.ft. (85.0 sq.m.) approx.

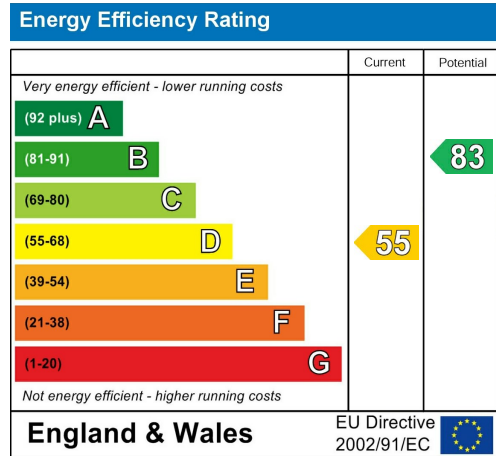
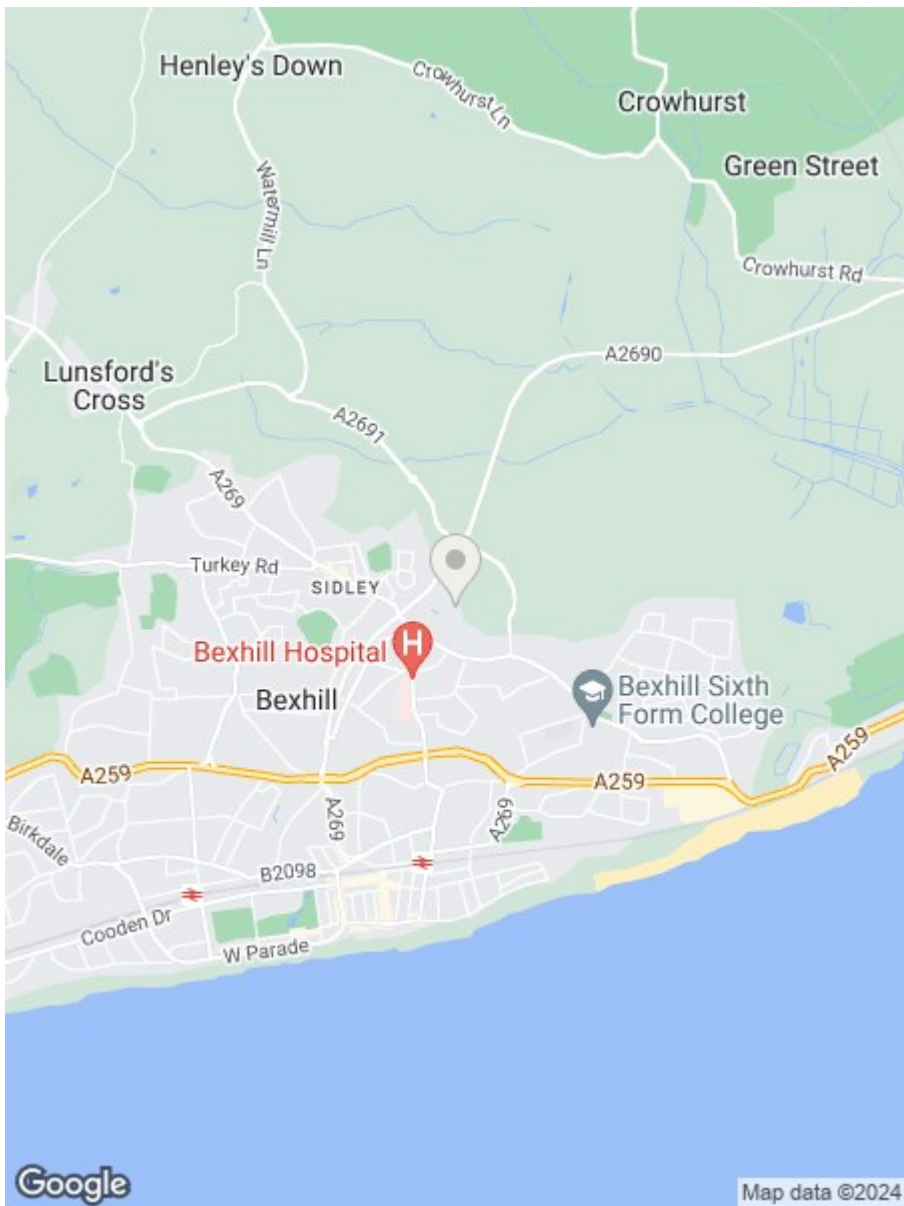


1ST FLOOR
423 sq.ft. (39.3 sq.m.) approx.



TOTAL FLOOR AREA : 1339 sq.ft. (124.4 sq.m.) approx.

Whilst every attempt has been made to ensure the accuracy of the floorplan contained here, measurements of doors, windows, rooms and any other items are approximate and no responsibility is taken for any error, omission or mis-statement. This plan is for illustrative purposes only and should be used as such by any prospective purchaser. The services, systems and appliances shown have not been tested and no guarantee as to their operability or efficiency can be given.
Made with Metropix ©2023



**RUSH
WITT &
WILSON**

**Residential Estate Agents
Lettings & Property Management**



**3 Devonshire Road
Bexhill-on-Sea
East Sussex
TN40 1AH
Tel: 01424 225588
bexhill@rushwittwilson.co.uk
www.rushwittwilson.co.uk**